



Pellet Burning

Stove & Insert





Features



Optional hopper extension increases pellet capacity to 100 lbs to reduce re-fueling periods (NPS40 model only)



Seamless heat exchange tubes for maximum performance



Decorative trivets, available in 3 distinct finishes (painted black included with unit)



Convenient ash pan door and extra large ash pan provides minimal maintenance and clean removal of ashes (NPS40)



Loading pellets is easy with the convenient "stay open" top loading lid (NPI40)



Solid cast iron burn pot ensures complete combustion and reliable heat



Strategically angled ash grate conceals the bottom of the firebox chamber

NPS40 & NPI40 Pellet Stove & Insert - Heating 2,000 Sq. Ft.

A renewable energy source, environmentally friendly, economical, convenient... these are just some of the reasons a Napoleon® pellet stove or insert is the perfect solution to heat your home. The freestanding stove conveniently provides zone heating furnace performance while the insert easily converts your existing, drafty, masonry fireplace into an efficient, reliable heating source. Each model gives you uncompromising pellet performance year after year with the comfort of knowing you have selected a product made with true craftsmanship and advanced technological innovations.

- Full BTU range from 8,000 to 40,000 (may vary depending on pellet quality)
- EPA exempt
- Convenient top, front pellet loading for easy fueling
- Automatic ignitor
- Stove hopper pellet capacity is 55 lbs; insert hopper pellet capacity is 45 lbs (both are capable of handling a full bag of pellets eliminating partial bags left open)
- Variable speed auger and variable speed blower provide maximum comfort and control
- Heavy-duty, 1/8" thick, seamless heat exchange tubes radiate heat into the room for maximum efficiency even after the stove is shut down
- Four stage FAILSAFE™ system features: 1) an automatic blower over-ride switch, 2) a high temperature limit switch, 3) a low air pressure switch and 4) a power failure safety shut down for your peace of mind
- Easy push open access control panel
- Hinged door for convenient access to combustion chamber for routine maintenance... no tools required!
- Handy cleaning/filling rake
- Built-in heat exchange cleaner rod maintains cleanliness and efficiency of heat exchange tubes
- Extra large capacity ash pan for convenient, easy ash removal & maintenance (NPS40 model only)
- Zone heating home furnace performance
- Effective clean glass air wash system
- Optional doors and decorative trivets available in painted black, 24 karat gold plated or satin chrome plated finish
- Optional decorative PHAZER® ceramic log set
- Optional decorative Sandstone brick panels
- Optional hopper extension allows longer burn times without refilling providing a total loading capacity of 100 lbs (NPS40 model only)
- Optional outside air kit with through the wall vent
- NPI40 can be top or rear vented and may also be installed as a zero clearance model in a framed cavity, without the use of additional shielding (see manual for details)
- President's Limited Lifetime Warranty

Model	BTU Heat Output*	Hopper Capacity	Area Heated (sq. ft.)	Burn Rate* (lbs/hr)	Burn Time* (low burn)	Flue Diameter	Electrical Rating	Mobile Home Approved	Blower Kit	Outside Air Kit
NPS40	8,000 - 40,000	55 lbs	Up To 2,000	1-5	55 hours	3"	115 Volts 3.6 Amps, 60Hz	Yes	Included	Optional
NPI40	8,000 - 40,000	45 lbs	Up To 2,000	1-5	45 hours	3"	115 Volts 3.6 Amps, 60Hz	Yes	Included	Optional

NPS40 Clearances (must be installed on a non-combustible floor protector extending 6" in front and both sides)

Corner	Rear	Sides
2"	3"	6"

NPI40 minimum fireplace opening

Width	Depth	Height
23"	15"	21"

*Small pellets will increase or decrease the stated burn rates and burn times. Differences of plus or minus 20% may occur depending on fuel quality

Advanced Pellet Technology - Traditional Looks



NPI40 Pellet Insert shown with 6" flashing, trim and decorative Sandstone brick panels



NPS40 shown with 24 karat gold plated door and trivet, hopper extension and decorative Sandstone brick panels



NPS40 shown with decorative PHAZER® ceramic log set and decorative Sandstone brick panels

Experience Napoleon's impressive product selection online

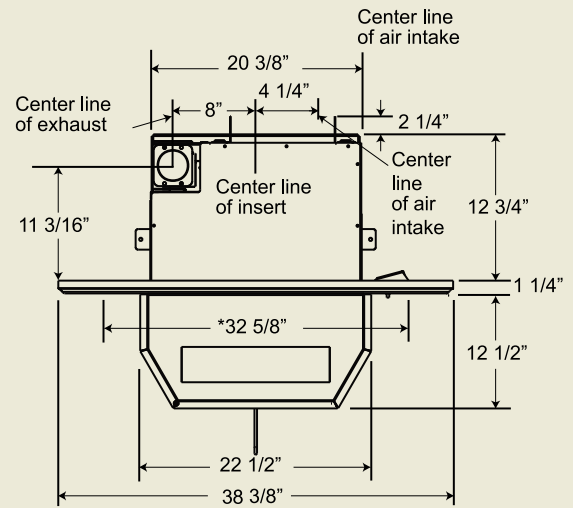
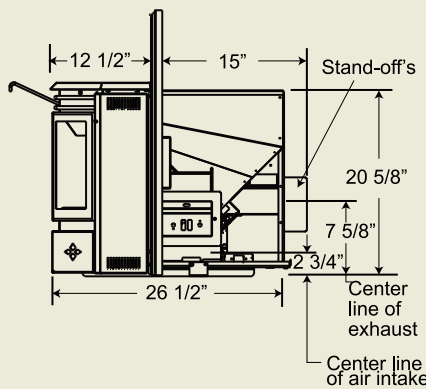
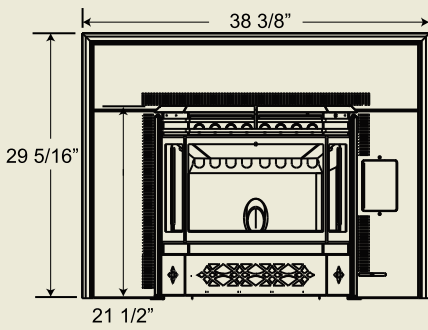
Please visit our website napoleonfireplaces.com for more information on our complete line of wood, gas, oil and electric fireplaces, stoves and inserts as well as the Napoleon® Waterfall Collection. Click "Where to Buy" to find the dealer nearest you.

We also have a complete line of outdoor living products including outdoor gas fireplaces, patio heaters, an outdoor gas firepit and gourmet gas grills.

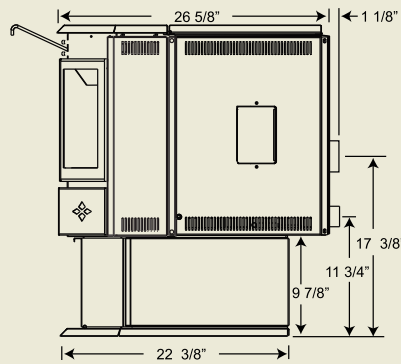
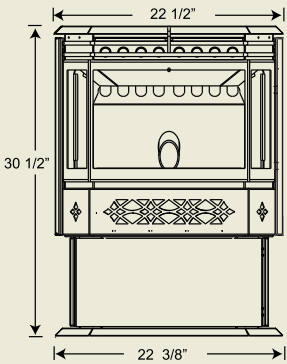


Dimensions

NPI40 Dimensions



NPS40 Dimensions



Other Napoleon® Products



Fireplace Inserts



Outdoor Living Products



Wood Burning Stoves



Cast Iron Gas Stoves



High Efficiency Gas Stoves



Direct Vent Fireplaces



Electric Fireplaces



Waterfalls



Gourmet Gas Grills

Tested to ASTM E 1509, UL 1482, ULCS627. This heater is EPA exempt from phase II requirements, but has been tested for emissions using EPA test methods by Warnock Hersey. Consult your owner's manual for complete installation instructions and check all local and national building codes. All specifications and designs are subject to change without notice to allow for on-going product improvement. Images may not be exactly as shown. Patent U.S. 5,307,801, 5,303,693, 75054, 417497 - Can. 2,073,411, 2,082,915, 74589 © Wolf Steel Ltd. Napoleon® is a registered trademark of Wolf Steel Ltd.



- 103 Miller Drive, Crittenden, Kentucky, USA 41030
- 24 Napoleon Road, Barrie, Ontario, Canada L4M 4Y8
- 7200 Trans Canada Highway, Montreal, Quebec, Canada H4T 1A3

Tel: 705-721-1212 Fax: 705-722-6031
www.napoleonfireplaces.com
www.fireplacedesignstudio.com

